

SUBSTITUTE BILL NO. BL2015-1122

**A bill to be entitled: The Budget Ordinance of the Metropolitan
Government of Nashville and Davidson County, Tennessee for
Fiscal Year 2016**

WHEREAS, Article 6 of the Metropolitan Charter provides for the preparation of the Annual Operating Budget of the Metropolitan Government and for its submission to the Council by the Mayor not later than May 1 of each year.

BE IT ENACTED BY THE COUNCIL OF THE METROPOLITAN GOVERNMENT OF NASHVILLE AND DAVIDSON COUNTY:

ARTICLE I

The amounts hereafter set out in Section I and Section II shall constitute the estimated revenues and applicable prorating provisions for property taxes, and the Operating Budget for The Metropolitan Government of Nashville and Davidson County, and the said sums specified herein are hereby appropriated for the purpose of meeting the expenses for the General Services District (GSD) and the Urban Services District (USD), respectively, for the various departments, institutions, offices, and agencies of the Metropolitan Government, and for meeting the payments of principal and interest on the Metropolitan Government debt maturing during the fiscal year beginning July 1, 2015 and ending June 30, 2016 (hereinafter referred to as Fiscal Year 2016 and FY2016).

The informational summary sheets immediately following are recapitulations of the detailed estimated revenue sources and budget appropriations by funds for purposes and in amounts numerically itemized by departmental accounts in subsequent schedules of Section I and Section II.

In order to facilitate proper grant accounting, the Director of Finance is hereby authorized to transfer grant-related appropriations and estimated revenues from the general funds to existing or new special revenue funds at his discretion.

The Director of Finance is hereby authorized to transfer funds as necessary to implement the Guaranteed Pension Plan program previously approved by the Metropolitan Council.

The Director of Finance is hereby authorized to carry forward and allocate in FY 2016 any unencumbered and unexpended funds at June 30, 2015 for General Government Administration, Employee Benefits and Contingency; Community Support; and Reserve appropriations.

The Director of Finance is hereby authorized to carry forward and allocate in FY 2016 any unencumbered and unexpended funds at June 30, 2015 for appropriations made from benefit trust fund accounts.

For the purpose of providing funds in anticipation of various grants, the Director of Finance is hereby authorized to enter into interfund loans between funds of the Metropolitan Government and between the Metropolitan Government and related but separate legal entities that are included in the Metropolitan Government's reporting entity, as permitted under the laws of the State of Tennessee.

Nashville General Hospital (NGH) serves as a safety net facility in the provision of acute medical care services to residents of Davidson County, Tennessee. NGH requires additional financial resources in order to continue expanding the safety net to meet the challenges in covering the increasing costs of providing acute care healthcare services to the indigent, uninsured and Medicaid/TennCare patients in Davidson County, and to increase access to acute care services that would otherwise be unavailable to these populations. A new, nonrecurring appropriation of \$35,000,000 is provided to the Hospital Authority, \$28,500,000 of which is provided for the Fiscal Year 2016 operating budget and a new and additional appropriation of \$6,500,000 is hereby authorized to provide Nashville General Hospital the opportunity to utilize these funds through an intergovernmental transfer to the State of Tennessee as a match to access Federal funds for use by the Hospital Authority. This action is taken in cooperation with the appropriate authorities representing the State of Tennessee. This transaction requires the approval of the Centers for Medicare

and Medicaid Services (CMS). In the event that CMS fails to approve this transaction, the \$6,500,000 will be paid to the Hospital Authority, and therefore, NGH. The Mayor is authorized to execute any and all documents necessary to complete the above-referenced transaction with the Federal and State governments.

Funds received by the Metropolitan Government from the sale of real property owned by the Board of Education, less any expenses incurred by the Metropolitan Government in connection with the sale of such property, shall be allocated to Metro Schools by the Director of Finance and are appropriated for MNPS Debt Service.

It is not the intention of the Metropolitan Council in adopting this budget ordinance or in the adoption of previous budget ordinances, to appropriate any monies for the payment of claims arising out of the performance of a government function and for which the defense of governmental immunity is a valid defense.

In the event adjustments are made to internal service fund budgets by the Metro Council, the Director of Finance is authorized to adjust the affected operating budgets of internal service funds, special revenue funds, enterprise funds, and departmental operating budget accounts. The Director of Finance is authorized to adjust internal service fund budgets for purposes of incorporating pay plan adjustments as authorized by the Metro Council.

For purposes of expediting flood recovery efforts during the fiscal year, the Director of Finance is hereby authorized to provide funding approval to proceed with flood related projects where reimbursement for said projects is expected from Federal Emergency Management Agency (FEMA) funds, insurance proceeds and/or other identified funding sources, conditioned on the following: (1) all such reimbursements from federal and/or state grants are submitted to the Metropolitan Council for ratification at the time the funds are awarded; and (2) the Director of Finance provides the Metropolitan Council with a monthly report detailing the expenditures and the amount of reimbursement funding received.

The Director of Finance is hereby authorized to carry forward and allocate remaining funds at June 30, 2015 and funds received during FY 2016 from Hotel Occupancy Tax Funds (30047 Hotel Occupancy 2007 1% Secondary TDZ Fund) enacted pursuant to Ordinance BL2010-727 for the purpose of reimbursing expenses related to the repair and renovation of the Grand Ole Opry House due to damages directly caused by the May 2010 flood.

The Director of Finance is hereby authorized to carry forward and allocate in FY 2016 any unencumbered and unexpended funds at June 30, 2015 from the Small Business Incentive program created pursuant to BL-2013-420.

The Farmers' Market, State Fair and Municipal Auditorium shall provide the Metropolitan Council and the Director of Finance a monthly report of revenues and expenses with year-end projections.

The Director of Finance is hereby authorized to increase the allocation for the tourist promotion budget from Hotel Motel Occupancy Tax Funds (30044 Hotel Tourist Promotion) for the purpose of recognizing any revenue recieved in excess of budgeted revenues to support the direct promotion of tourism.

The Director of Finance shall allocate proceeds from the sale of the Nashville Convention Center, pursuant to BL2015-1067, to the Barnes Fund for Affordable Housing.

The Director of Finance is authorized to transfer funds from the Juvenile Court budget to the Sheriff's Office budget during the fiscal year for purposes of transferring the management of general security services at the Juvenile Justice Center.

The Director of Finance is hereby authorized to transfer funds and the associated positions for the data entry for criminal warrants function from the Metropolitan Police Department to the Sheriff's Office budget.

The Director of Finance is hereby authorized to adjust the internal service fee allocation for Information Technology Services and the Office of Fleet Management to account for changes made to the budgets of these two departments in this substitute budget ordinance.

Summary Of Estimated Revenue And Fund Balances To Support Appropriations

**Fiscal Year
2016**

Revenue Source Or Description	General Fund	Debt Service Fund	School Debt Service Fund	School Funds	Total
GENERAL SERVICES DISTRICT:					
Property Taxes - Current Year	\$378,314,200	\$86,574,700	\$36,839,500	\$289,808,400	\$791,536,800
Property Taxes - Non Current Year	29,267,300	239,400	79,700	3,618,100	33,204,500
Local Option Sales Tax	113,311,200	1,840,900	34,857,400	210,866,400	360,875,900
Other Taxes, Licenses, and Permits	113,455,000	0	0	8,657,900	122,112,900
Fines, Forfeits, and Penalties	11,254,300	348,900	0	1,200	11,604,400
Revenues From Use of Money or Property	0	0	97,000	0	97,000
Other Agencies - Federal Direct	1,000,000	0	0	180,000	1,180,000
Other Agencies - Federal Through State	434,300	0	0	0	434,300
Other Agencies - Other Pass - Through	6,158,700	0	0	0	6,158,700
Other Agencies - State Direct	73,176,200	2,781,300	0	274,755,000	350,712,500
Other Agencies - Other Governments	6,726,800	0	0	5,000	6,731,800
Commissions and Fees	13,134,800	0	0	0	13,134,800
Charges for Current Services	31,738,600	0	0	1,230,000	32,968,600
Compensation from Property	1,215,700	0	0	1,628,000	2,843,700
Contributions and Gifts	242,900	0	0	600,000	842,900
Miscellaneous	2,734,000	4,843,400	0	150,000	7,727,400
Subtotal	\$782,164,000	\$96,628,600	\$71,873,600	\$791,500,000	\$1,742,166,200
Operating Transfers In	13,797,700	24,649,800	2,863,500	2,500,000	43,811,000
Non-Operating Transfers In	8,512,000	0	0	0	8,512,000
Subtotal	\$22,309,700	\$24,649,800	\$2,863,500	\$2,500,000	\$52,323,000
Appropriated Unreserved Fund Balances	40,000,000	5,000,000	3,300,000	16,000,000	64,300,000
Total Available for GSD Appropriations	\$844,473,700	\$126,278,400	\$78,037,100	\$810,000,000	\$1,858,789,200

URBAN SERVICES DISTRICT:

Property Taxes - Current Year	\$82,868,400	\$14,106,200	--	--	\$96,974,600
Property Taxes - Non Current Year	17,047,400	67,300	--	--	17,114,700
Other Taxes, Licenses, and Permits	8,134,400	0	--	--	8,134,400
Other Agencies - State Direct	1,243,800	0	--	--	1,243,800
Charges for Current Services	143,000	0	--	--	143,000
Compensation from Property	100,000	0	--	--	100,000
Operating Transfers In	0	1,907,600	--	--	1,907,600
Subtotal	\$109,537,000	\$16,081,100	--	--	\$125,618,100
Appropriated Unreserved Fund Balances	8,070,700	1,500,000	--	--	9,570,700
Total Available for USD Appropriations	\$117,607,700	\$17,581,100	--	--	\$135,188,800

Recapitulation Of Appropriations In Appropriated Funds By District

**Fiscal Year
2016**

Function	General Services District	Urban Services District	Duplicated by Interdistrict Interfund Transfers	Appropriation by Function and/or Fund
GENERAL FUNDS:				
General Government	\$205,990,600	\$26,364,500	\$0	\$232,355,100
Fiscal Administration	22,132,100	0	0	22,132,100
Administration of Justice	57,874,500	0	0	57,874,500
Law Enforcement and Care of Prisoners	236,725,500	481,000	481,000	236,725,500
Fire Prevention and Control	48,173,500	65,272,900	0	113,446,400
Regulation, Inspection, & Economic Development	29,682,000	2,383,900	0	32,065,900
Public Welfare	8,095,700	0	0	8,095,700
Public Health	70,975,900	0	0	70,975,900
Public Library System	26,737,600	0	0	26,737,600
Recreational, Cultural, Conservation & Community Support	50,691,700	300,000	0	50,991,700
Public Works, Highways and Streets	68,861,300	22,805,400	0	91,666,700
Transfers	18,533,300	0	0	18,533,300
GENERAL FUNDS TOTAL	\$844,473,700	\$117,607,700	\$481,000	\$961,600,400
DEBT SERVICE FUNDS	204,315,500	17,581,100	0	221,896,600
SCHOOL OPERATING FUND	810,000,000	0	0	810,000,000
TOTAL APPROPRIATIONS BY DISTRICT	\$1,858,789,200	\$135,188,800	\$481,000	\$1,993,497,000
Less GSD Interfund Transfer - GSD Operating to GSD Debt	(\$3,521,300)	\$0	\$0	(3,521,300)
Less GSD Interfund Transfer - GSD General to GSD Debt	(18,533,300)	0	0	(18,533,300)
Less GSD Interfund Transfer - Schools to GSD Debt	(101,000)	0	0	(101,000)
Less GSD Interfund Transfer - Schools to GSD General	(192,000)	0	0	(192,000)
Less GSD Interfund Transfer - Schools to School Debt	(2,863,500)	0	0	(2,863,500)
NET APPROPRIATION BY DISTRICT	\$1,833,578,100	\$135,188,800	\$481,000	\$1,968,285,900

Estimated Unencumbered Beginning & Appropriated Fund Balances

**Fiscal Year
2016**

This schedule is presented for information purposes only.

Fund	Estimated Unencumbered Fund Balance June 30, 2015	Appropriated for use in FY 2016 Budget	Estimated Unencumbered Fund Balance June 30, 2016	Estimated June 30, 2016 Balance as a Percent of FY'15 Budget
GENERAL SERVICES DISTRICT:				
General Fund	\$91,122,600	40,000,000	\$51,122,600	6.1%
Debt Service Fund	11,550,600	5,000,000	6,550,600	5.2%
Schools Fund	60,785,600	16,000,000	44,785,600	5.5%
Schools Debt Service Fund	7,342,000	3,300,000	4,042,000	5.2%
URBAN SERVICES DISTRICT:				
General Fund	\$14,802,200	8,070,700	\$6,731,500	5.7%
Debt Service Fund	3,161,400	1,500,000	1,661,400	9.4%

Provisions for Prorating Property Taxes:

2014 (Preceding) and Prior Years: 2014 and prior years' Property Taxes of the General Services District, collected during Fiscal Year 2016, are to be prorated consistent with the tax levy ordinance applicable for the tax year and fiscal year in which the tax was originally levied.

2015 Property Taxes: 2015 Property Taxes of the General Services District, collected during Fiscal Year 2016, are to be prorated consistent with the tax levy ordinance for Fiscal Year 2016.

Therefore, all such taxes are prorated as follows:

Fund	GSD Outside USD	GSD Inside USD
10101 GSD General Fund	48.5474%	47.4766%
35131 GSD Schools Fund	36.0856%	36.8366%
20125 GSD Debt Service Fund	10.7798%	11.0042%
25104 GSD Schools Debt Service Fund	4.5872%	4.6826%
	<u>100.00%</u>	<u>100.000%</u>

Section I: General Services District					Fiscal Year	
Schedule A: Estimated Revenues & Fund Balances Supporting Appropriations					2016	
Object Acct	Revenue Source Or Description	10101	20115	25104	35131	Total
		General Fund	Debt Services Fund	MNPS Debt Service Fund	MNPS Funds	
PROPERTY TAXES:						
Property Taxes - Current Year						
401110	Real Property - current year	\$334,494,800	\$76,515,100	\$32,558,800	\$256,133,600	\$699,702,300
401120	Personal Property - current year	21,203,400	4,879,300	2,076,300	16,333,600	44,492,600
401130	Public Utility - current year	12,994,000	2,979,300	1,267,800	9,973,400	27,214,500
401201	Delinqnt RealPrpTaxSold-cur yr	9,622,000	2,201,000	936,600	7,367,800	\$20,127,400
Subtotal Property Taxes - Current Year		\$378,314,200	\$86,574,700	\$36,839,500	\$289,808,400	\$791,536,800
Property Taxes - Non Current Year						
401212	Real-Collection -preceding year	\$270,400	\$100,900	\$29,500	\$289,300	\$690,100
401213	Real-C & M - preceding year	260,700	58,000	19,800	154,400	492,900
401222	Personal Collection - preceding year	248,400	34,700	17,500	93,600	394,200
401224	Personal Collection - C & M - preceding yea	98,100	25,300	9,000	64,700	197,100
401234	Public Utility C&M Tax Lit preceding	42,100	6,100	2,200	28,400	78,800
401320	Personalty-Trustee- prior	44,900	3,500	0	9,000	57,400
401324	Personalty-Trustee- C&M-prior	47,400	10,900	1,700	28,700	88,700
401510	Interest/ Penalty- Trustee	625,900	0	0	0	625,900
401520	Interest/ Penalty- Collections	489,300	0	0	0	489,300
401530	Interest/ Penalty- C&M	355,100	0	0	0	355,100
401531	Attorney Fees - C & M	687,900	0	0	0	687,900
401540	Tax Summons Fees	131,200	0	0	0	131,200
401541	Tax Summons Fees - Personal	7,700	0	0	0	7,700
401542	Interest Prop Tax Sold	1,095,800	0	0	0	1,095,800
401610	In-Lieu - current	23,500,000	0	0	2,950,000	26,450,000
401960	Premium Prop Tax Sold	1,362,400	0	0	0	1,362,400
Subtotal Property Taxes - Non Current Year		\$29,267,300	\$239,400	\$79,700	\$3,618,100	\$33,204,500
TOTAL PROPERTY TAXES		\$407,581,500	\$86,814,100	\$36,919,200	\$293,426,500	\$824,741,300
LOCAL OPTION SALES TAX:						
402000	Local Option Sales Tax	\$113,311,200	\$1,840,900	\$34,857,400	\$210,866,400	\$360,875,900
TOTAL LOCAL OPTION SALES TAX		\$113,311,200	\$1,840,900	\$34,857,400	\$210,866,400	\$360,875,900
OTHER TAXES, LICENSES, AND PERMITS:						
403101	Marriage License	\$0	\$0	\$0	\$60,000	\$60,000
403103	Special Private License	6,500	0	0	0	6,500
403104	Taxicab License	266,600	0	0	0	266,600
403105	Motor Vehicle License	23,500,000	0	0	0	23,500,000
403106	General Wrecker License	9,900	0	0	0	9,900
403107	Emergency Wrecker License	17,500	0	0	0	17,500
403108	Pawnbroker License	100	0	0	0	100
403111	Pet Registration	150,000	0	0	0	150,000
403111	Registration-Veterinary	300,000	0	0	0	300,000
403114	Arborist License	100	0	0	0	100
403116	Helping Schools License	0	0	0	5,000	5,000
403119	Tattoo License	16,500	0	0	0	16,500
403120	Adult Entertainment License	36,500	0	0	0	36,500
403123	Horse-Drawn Carriage License	1,900	0	0	0	1,900
403124	Booting Service License	2,100	0	0	0	2,100
403125	Other PVH Company Certi	14,000	0	0	0	14,000
403201	Commercial Vehicle Wheel Tax	2,790,200	0	0	0	2,790,200
403202	Wholesale Beer Tax	18,204,300	0	0	0	18,204,300
403203	Alcoholic Beverage Privilege Tax	458,800	0	0	0	458,800
403204	Alcoholic Beverage Gross Receipt Tax	470,400	0	0	8,592,900	9,063,300

Section I: General Services District

Fiscal Year

Schedule A: Estimated Revenues & Fund Balances Supporting Appropriations

2016

Object Acct	Revenue Source Or Description	10101	20115	25104	35131	Total
		General Fund	Debt Services Fund	MNPS Debt Service Fund	MNPS Funds	
403205	Beer Permit Privilege Tax	170,000	0	0	0	170,000
403206	Business Tax	26,700,000	0	0	0	26,700,000
403208	Mineral Severance Tax	431,300	0	0	0	431,300
403301	Wholesale Liquor Tax	4,800,000	0	0	0	4,800,000
403303	Taxicab Driver Permit	38,900	0	0	0	38,900
403304	Wrecker Permit	6,400	0	0	0	6,400
403305	Building Permit	7,400,000	0	0	0	7,400,000
403306	Electrical Permit	1,890,000	0	0	0	1,890,000
403307	Plumbing Permit	1,235,000	0	0	0	1,235,000
403308	Excavation Permit	200,000	0	0	0	200,000
403309	Beer Permit	100,000	0	0	0	100,000
403310	Gas Code Permit	1,475,000	0	0	0	1,475,000
403311	Alarm Device Permit	1,200,000	0	0	0	1,200,000
403314	Swimming Pool Permit	4,000	0	0	0	4,000
403315	Air Pollution Permit	120,000	0	0	0	120,000
403317	Dance Permit	40,000	0	0	0	40,000
403319	Meter Occupancy Permit	65,000	0	0	0	65,000
403320	Temporary Street Close Permit	600,000	0	0	0	600,000
403321	Event & Film Permit-Banner	8,000	0	0	0	8,000
403321	Event & Film Permit-Film	6,000	0	0	0	6,000
403321	Event & Film Permit-Parade	5,000	0	0	0	5,000
403321	Event & Film Permit-Special	20,000	0	0	0	20,000
403324	Other PVH Vehicle Permi	8,400	0	0	0	8,400
403325	Other PVH Driver Permit	15,000	0	0	0	15,000
403329	Chicken Permit	6,800	0	0	0	6,800
403333	Short-term Rental Permit	50,000	0	0	0	50,000
403400	Franchises-Other	11,238,300	0	0	0	11,238,300
403401	Franchises - Cable Television	9,376,500	0	0	0	9,376,500
TOTAL OTHER TAXES, LICENSES, & PERMITS		\$113,455,000	\$0	\$0	\$8,657,900	\$122,112,900

FINES, FORFEITS AND PENALTIES:

404004	Offender Program Income	\$1,000	\$0	\$0	\$0	\$1,000
404101	Metro Courts Fines & Costs - Div I	1,081,900	0	0	0	1,081,900
404103	Drug Screening Fine - Gen Sess Ct	1,200	0	0	0	1,200
404104	Beer Law Violation Fine	146,900	0	0	0	146,900
404105	Gen'l Sessions - Traffic Viol. Ad. Fee	62,000	0	0	0	62,000
404106	Gen'l Sessions - DUJ Fines - Crim. Ct Clk	354,000	0	0	0	354,000
404107	Game/Fish Violation Fine - GS Crim. Div.	1,500	0	0	0	1,500
404108	Environmental Court Fine	26,000	0	0	0	26,000
404109	Pre-Trial Diversion Cost	500	0	0	0	500
404110	Indigent Defendant Cost	215,000	0	0	0	215,000
404111	Traffic Violation Fine	3,000,000	0	0	0	3,000,000
404200	Court Clerk - Fines & Costs - Criminal	514,500	0	0	0	514,500
404210	Food Inspection - Civil Fine	26,000	0	0	0	26,000
404211	Impact Demo Prog Fee	100	0	0	0	100
404212	Tattoo Parlors- Civil Fine	1,000	0	0	0	1,000
404215	Title V Penalties	5,000	0	0	0	5,000
404300	DUI & Safety Ed Program Fee	370,000	0	0	0	370,000
404302	Traffic School Fee - Gen'l Sess	1,690,000	0	0	0	1,690,000
404303	Drivers License Reinst Fee	750,000	0	0	0	750,000
404350	Breath Alcohol Test Fees - Criminal Ct	7,800	0	0	0	7,800
404451	DUI Probation Supervision Fees	49,000	0	0	0	49,000
404454	CCC Probation Fees	40,000	0	0	0	40,000
404455	GSC Probation Fees	1,008,500	0	0	0	1,008,500
404502	Environmental Ct. Penalty	100,000	0	0	0	100,000

Section I: General Services District **Fiscal Year**
Schedule A: Estimated Revenues & Fund Balances Supporting Appropriations **2016**

Object Acct	Revenue Source Or Description	10101	20115	25104	35131	Total
		General Fund	Debt Services Fund	MNPS Debt Service Fund	MNPS Funds	
404600	Litigation Tax	681,500	0	0	0	681,500
404620	Jail Construc/Upgrade	0	348,900	0	0	348,900
404630	Courtroom Security Enhanc Fee	53,900	0	0	0	53,900
404635	Courtroom Security Litigation Tax	1,056,000	0	0	0	1,056,000
404640	Victims Assistance Assessment	11,000	0	0	0	11,000
404900	Court Ordered Restitutions	0	0	0	1,200	1,200
TOTAL FINES, FORFEITS AND PENALTIES		\$11,254,300	\$348,900	\$0	\$1,200	\$11,604,400

REVENUES FROM USE OF MONEY OR PROPERTY:

405251	Interest - LGIP	\$0	\$0	\$97,000	\$0	\$97,000
TOTAL FROM USE OF MONEY OR PROPERTY		\$0	\$0	\$97,000	\$0	\$97,000

* The Director of Finance shall adjust the interest earnings of each account in the Metro Investment Pool to recover a pro-rata share of the costs of the Treasurer's investment and cash management programs.

REVENUE FROM OTHER GOVERNMENT AGENCIES:

Other Agencies - Federal Direct

406100	Federal Direct	\$0	\$0	\$0	\$180,000	\$180,000
406150	US Marshall Reimbursement	1,000,000	0	0	0	1,000,000
Subtotal Other Agencies - Federal Direct		\$1,000,000	\$0	\$0	\$180,000	\$1,180,000

Other Agencies - Federal Thru State

406200	Federal Received Thru State Of Tenn.	\$434,300	\$0	\$0	\$0	\$434,300
Subtotal Other Agencies - Federal Thru State		\$434,300	\$0	\$0	\$0	\$434,300

Other Agencies - Other Pass-Through

406300	Federal thru Other - Pass Through HHS	\$288,600	\$0	\$0	\$0	\$288,600
406300	Federal thru Other - Pass Through Meal	362,900	0	0	0	362,900
406300	Federal thru Other - Pass Through USDA	137,200	0	0	0	137,200
406313	MARS-Medicaid/TN Care thru Other	1,900,000	0	0	0	1,900,000
406323	MARS-Medicare thru Other Pass T	3,400,000	0	0	0	3,400,000
406330	GNRC Transportation	70,000	0	0	0	70,000
Subtotal Other Agencies - Oth. Pass-Through		\$6,158,700	\$0	\$0	\$0	\$6,158,700

Other Agencies - State Direct

406401	TN Funded Programs	\$174,600	\$0	\$0	\$0	\$174,600
406402	Alc Bev Tax Apportion	750,200	0	0	0	750,200
406403	TN Telecomm Sales Tax	64,300	0	0	55,000	119,300
406404	Gas & Fuel County	6,225,400	0	0	0	6,225,400
406405	Gas & Fuel City	10,482,400	0	0	0	10,482,400
406406	Income Tax	11,000,000	0	0	0	11,000,000
406407	TN Sales Tax Levy	32,966,000	2,781,300	0	0	35,747,300
406408	TN Beer Tax Allocation	230,500	0	0	0	230,500
406409	TN Excise Tax Allocation	1,875,000	0	0	0	1,875,000
406410	Gas Inspection Fees	1,351,700	0	0	0	1,351,700
406411	Post Mortum Reimbursement	120,000	0	0	0	120,000
406412	Jail Inmate Reimbursement	2,100,000	0	0	0	2,100,000
406415	TN Cost Reimbursement	5,447,100	0	0	0	5,447,100
406417	Jury Lunch Reimbursement	14,000	0	0	0	14,000
406426	TennCare	375,000	0	0	0	375,000
406430	TN MNPS Basic Education Program	0	0	0	272,000,000	272,000,000
406431	TN MNPS Career Teachers Program	0	0	0	1,500,000	1,500,000
406433	TN MNPS Excess Cost	0	0	0	1,200,000	1,200,000
Subtotal Other Agencies - State Direct		\$73,176,200	\$2,781,300	\$0	\$274,755,000	\$350,712,500

Section I: General Services District					Fiscal Year	
Schedule A: Estimated Revenues & Fund Balances Supporting Appropriations					2016	
Object Acct	Revenue Source Or Description	10101	20115	25104	35131	Total
		General Fund	Debt Services Fund	MNPS Debt Service Fund	MNPS Funds	
Other Agencies - Other Government Agencies						
406500	Other TN Gov't Agencies	\$57,000	\$0	\$0	\$5,000	\$62,000
406500	Other TN Gov't Agencies - Meals	58,000	0	0	0	58,000
406500	Other TN Gov't Agencies - State	57,000	0	0	0	57,000
406603	MDHA	6,800	0	0	0	6,800
406605	E911	4,900	0	0	0	4,900
406606	Emergency Communications District	471,300	0	0	0	471,300
406609	MTA Operations	110,300	0	0	0	110,300
406620	Hospital Authority	5,961,500	0	0	0	5,961,500
Subtotal Other Agencies-Other Gov Agencies		\$6,726,800	\$0	\$0	\$5,000	\$6,731,800
TOTAL FROM OTHER GOVERNMENT AGENCIES		\$87,496,000	\$2,781,300	\$0	\$274,940,000	\$365,217,300
COMMISSIONS AND FEES:						
Commissions and Fees - Court Clerks						
407200	Circuit Court Clerk	\$2,500,000	\$0	\$0	\$0	\$2,500,000
407200	Juvenile Court Clerk	370,000	0	0	0	370,000
407200	Clerk & Master, Chancery Court	1,193,800	0	0	0	1,193,800
407200	Criminal Court Clerk	2,165,000	0	0	0	2,165,000
Subtotal Commissions & Fees - Court Clerks		\$6,228,800	\$0	\$0	\$0	\$6,228,800
Commissions and Fees - Elected Officials						
407300	County Clerk	\$5,406,000	\$0	\$0	\$0	\$5,406,000
407300	Register of Deeds	1,500,000	0	0	0	1,500,000
Subtotal Commission & Fees - Elected Off.		\$6,906,000	\$0	\$0	\$0	\$6,906,000
TOTAL COMMISSIONS AND FEES		\$13,134,800	\$0	\$0	\$0	\$13,134,800
CHARGES FOR CURRENT SERVICES:						
Charges for Current Services - Goods						
407601	Photostat and Microfilming	\$243,200	\$0	\$0	\$0	\$243,200
407604	Sales of Maps	300	0	0	0	300
407605	Sales of Voter Registration Lists	2,500	0	0	0	2,500
407606	Recycled Materials	8,000	0	0	30,000	38,000
407609	Code Book	100	0	0	0	100
407613	Building Permit Data	300	0	0	0	300
407627	Certificates-Vital Statistics-Birth	100,000	0	0	0	100,000
407627	Certificates-Vital Statistics-Death	275,000	0	0	0	275,000
407651	Medical Reports	25,000	0	0	0	25,000
407654	Concessions	33,600	0	0	0	33,600
Subtotal Charges for Current Services - GSD		\$688,000	\$0	\$0	\$30,000	\$718,000
Charges for Current Services - Services						
407701	Building Appeals	\$19,500	\$0	\$0	\$0	\$19,500
407701	Electrical Appeals	90,000	0	0	0	90,000
407701	Mech/Gas Appeals	59,000	0	0	0	59,000
407701	Plumbing Appeals	58,000	0	0	0	58,000
407701	Zoning Appeals	55,000	0	0	0	55,000
407707	Plans Examination - Codes	1,340,000	0	0	0	1,340,000
407708	Zone Change	146,200	0	0	0	146,200
407711	Planned Unit Development Review	70,100	0	0	0	70,100
407714	Small City Election	6,500	0	0	0	6,500
407718	Metro Clerk - Lobbyist Registration	7,000	0	0	0	7,000

Section I: General Services District
 Schedule A: Estimated Revenues & Fund Balances Supporting Appropriations

Fiscal Year
2016

Object Acct	Revenue Source Or Description	10101	20115	25104	35131	Total
		General Fund	Debt Services Fund	MNPS Debt Service Fund	MNPS Funds	
407719	Sheriff Background Check	36,000	0	0	0	36,000
407721	Supervision Fees	130,000	0	0	0	130,000
407723	Video Production	100	0	0	0	100
407724	FHA-VA Inspection Fees	300	0	0	0	300
407725	Pre-Trial Release Services	100,000	0	0	0	100,000
407728	Subdivision Review Fees	196,100	0	0	0	196,100
407730	Police Secondary Employment	3,218,900	0	0	0	3,218,900
407731	Primary Clinic Fees - Individuals	121,000	0	0	0	121,000
407732	Primary Care - Insurance	5,000	0	0	0	5,000
407733	Vehicle Emission Test	1,900,000	0	0	0	1,900,000
407736	Police Investigation Fee	3,000	0	0	0	3,000
407737	State Inspection	1,065,000	0	0	0	1,065,000
407738	Immunization-Influenza	2,000	0	0	0	2,000
407739	BTC Prescription Co-Pymts	15,000	0	0	0	15,000
407740	State Inspection-Summer Food	5,000	0	0	0	5,000
407743	Parking Fees	1,225,000	0	0	0	1,225,000
407744	St and Alley Map Amend	7,000	0	0	0	7,000
407746	Family Planning Fees	30,000	0	0	0	30,000
407749	Spec Police Commission	15,400	0	0	0	15,400
407749	Spec Police Commission	1,000	0	0	0	1,000
407754	House Mover Escort Srv	1,000	0	0	0	1,000
407755	Abandon Vehicles	300	0	0	0	300
407755	Abandon Vehicles	14,000	0	0	0	14,000
407759	Engineering Design	14,000	0	0	0	14,000
407759	Engineering Environment	3,000	0	0	0	3,000
407759	Engineering Soil Test	13,000	0	0	0	13,000
407762	Host Fee	400,000	0	0	0	400,000
407763	Residential Permit Parking	2,600	0	0	0	2,600
407764	Loading Zone Permits	6,400	0	0	0	6,400
407765	Valet Parking Permits	3,200	0	0	0	3,200
407765	Valet Parking Permits	13,000	0	0	0	13,000
407769	Comm Plan Amend Fees	13,000	0	0	0	13,000
407774	Green Parking Permit	1,000	0	0	0	1,000
407774	Green Parking Permit	1,000	0	0	0	1,000
407777	ACSI EMS EMSM Collections	500,000	0	0	0	500,000
407778	General Services Support	808,900	0	0	0	808,900
407778	General Services Support	808,900	0	0	0	808,900
407779	MARS-Emergency Ambulance	7,600,000	0	0	0	7,600,000
407783	Impound/Boarding Fees	138,000	0	0	0	138,000
407784	MNPS - Pre-K Tuition	0	0	0	700,000	700,000
407784	MNPS - Pre-K Tuition	0	0	0	100,000	100,000
407784	MNPS Other School System Tuition	0	0	0	300,000	300,000
407784	MNPS School Sundry	0	0	0	100,000	100,000
407784	MNPS Summer School Tuition	0	0	0	0	0
407786	Liquid Nutrition Program	30,000	0	0	0	30,000
407786	Liquid Nutrition Program	30,000	0	0	0	30,000
407788	Serve Summons Costs - Sheriff	1,300,000	0	0	0	1,300,000
407788	Serve Summons Costs - Sheriff	1,300,000	0	0	0	1,300,000
407789	Inmate Process Fees	120,000	0	0	0	120,000
407789	Inmate Process Fees	21,000	0	0	0	21,000
407790	Medical Co-Pay - Inmates	21,000	0	0	0	21,000
407791	Inmate Board	40,000	0	0	0	40,000
407791	Inmate Board	40,000	0	0	0	40,000
407793	Out of County Processing	450,000	0	0	0	450,000
407793	Out of County Processing	450,000	0	0	0	450,000
407797	Landlord Registration Fees	60,500	0	0	0	60,500
407797	Landlord Registration Fees	60,500	0	0	0	60,500
Subtotal- Charges for Current Services - Serv.		\$21,452,000	\$0	\$0	\$1,200,000	\$22,652,000
Charges for Current Services - User Fees						
407801	Admissions-Communication Center	\$287,700	\$0	\$0	\$0	\$287,700
407801	Admissions-Communication Center	\$287,700	\$0	\$0	\$0	\$287,700
407801	Admissions-Parks	1,000,000	0	0	0	1,000,000
407801	Admissions-Parks	1,000,000	0	0	0	1,000,000
407801	Rental-Parks	775,000	0	0	0	775,000
407801	Rental-Parks	775,000	0	0	0	775,000
407801	Sportsplex Org Leagues-Parks	305,000	0	0	0	305,000
407801	Sportsplex Org Leagues-Parks	305,000	0	0	0	305,000
407801	Admissions Sportsplex-Parks	600,000	0	0	0	600,000
407801	Admissions Sportsplex-Parks	600,000	0	0	0	600,000
407801	Admissions-Wave Pool	380,000	0	0	0	380,000
407801	Admissions-Wave Pool	380,000	0	0	0	380,000
407803	Green Fees	3,105,000	0	0	0	3,105,000
407803	Green Fees	3,105,000	0	0	0	3,105,000
407803	Driving Range Fees	300,000	0	0	0	300,000
407803	Driving Range Fees	300,000	0	0	0	300,000
407803	Rentals	885,000	0	0	0	885,000
407803	Rentals	885,000	0	0	0	885,000

Section I: General Services District

Fiscal Year

Schedule A: Estimated Revenues & Fund Balances Supporting Appropriations

2016

Object Acct	Revenue Source Or Description	10101	20115	25104	35131	Total
		General Fund	Debt Services Fund	MNPS Debt Service Fund	MNPS Funds	
407803	Tennis Fees	225,000	0	0	0	225,000
407803	Athletic Fees	24,000	0	0	0	24,000
407807	Workshop Fees - Class	482,400	0	0	0	482,400
407808	Facility Use Fee	7,800	0	0	0	7,800
407808	Facility Use - Dock	20,000	0	0	0	20,000
407808	Facility Use - Softball Field	125,000	0	0	0	125,000
407808	Facility Use - Parks	280,400	0	0	0	280,400
407808	Facility Use - Picnic Area	100,000	0	0	0	100,000
407815	Public Library Fees	329,700	0	0	0	329,700
Subtotal Charges for Current Services - Fees		\$9,232,000	\$0	\$0	\$0	\$9,232,000
Charges for Current Services - Other Services						
407901	Legal Services	\$50,000	0	\$0	\$0	\$50,000
407910	Staff Services	316,600	0	0	0	\$316,600
Subtotal Charges for Current Services - Other		\$366,600	\$0	\$0	\$0	\$366,600
TOTAL CHARGES FOR CURRENT Services		\$31,738,600	\$0	\$0	\$1,230,000	\$32,968,600
COMPENSATION FROM PROPERTY:						
408603	Gain (Loss) Equip/Other	\$0	0	\$0	\$125,000	\$125,000
408604	Gain (Loss) Real Property	800,000	0	\$0	0	800,000
408702	External Source Recovery	0	0	0	3,000	3,000
408703	Subrogation Recovery	100,000	0	0	0	100,000
408800	Rental	315,700	0	0	1,500,000	1,815,700
		\$1,215,700	\$0	\$0	\$1,628,000	\$2,843,700
TOTAL COMPENSATION FROM PROPERTY		\$1,215,700	\$0	\$0	\$1,628,000	\$2,843,700
CONTRIBUTIONS AND GIFTS:						
409100	Cash Contributions	\$300	\$0	\$0	\$0	\$300
409300	Contributions-Group/Indiv: MNPS	0	0	0	600,000	600,000
409300	Contributions-Group/Indiv: Soc Services	22,600	0	0	0	22,600
409300	Contributions-Group/Indiv: Health	220,000	0	0	0	220,000
TOTAL CONTRIBUTIONS AND GIFTS		\$242,900	\$0	\$0	\$600,000	\$842,900
MISCELLANEOUS:						
409504	Telephone	\$1,264,900	\$0	\$0	\$0	\$1,264,900
409513	Finders Fees-Rtn SSI	175,000	0	0	0	175,000
409514	Cost Reimbursement	365,000	0	0	0	365,000
409515	Sale of Misc Items	10,000	0	0	0	10,000
409518	Other	912,000	0	0	150,000	1,062,000
409522	GED Testing	7,100	0	0	0	7,100
420200	Bond Interest Tax Credit-(IRS BABS Subsid	0	4,843,400	0	0	4,843,400
TOTAL MISCELLANEOUS		\$2,734,000	\$4,843,400	\$0	\$150,000	\$7,727,400
OPERATING TRANSFERS IN						
431001	Transfer Parks Resale	\$660,000	\$0	\$0	\$0	\$660,000
431001	Transfer Water Services	150,000	0	0	0	150,000
431001	Transfer from GSD Operating	0	18,533,300	0	0	18,533,300
431001	Transfer Surplus Parking-Public Works	492,800	0	0	0	492,800
431100	Transfer Legal Services: MNPS	192,000	0	0	0	192,000
431100	Transfer Legal Services: Other	2,270,200	0	0	0	2,270,200

Section I: General Services District					Fiscal Year	
Schedule A: Estimated Revenues & Fund Balances Supporting Appropriations					2016	
Object Acct	Revenue Source Or Description	10101	20115	25104	35131	Total
		General Fund	Debt Services Fund	MNPS Debt Service Fund	MNPS Funds	
431103	POL - MDHA Task Force	101,700	0	0	0	101,700
431220	Transfer 18301 - Police Services	481,000	0	0	0	481,000
431500	Transfer Debt Service (From PW Parking)	0	909,000	0	0	909,000
431501	Transfer Stadium Debt	0	3,200,000	0	0	3,200,000
431510	Transfer Self Fund Debt - MNPS	0	101,000	0	0	101,000
431510	Transfer Self Fund Debt - Water	0	85,200	0	0	85,200
431510	Transfer Self Fund Debt - Storm Water	0	1,500,000	0	0	1,500,000
431520	Transfer Health Energy	0	132,400	0	0	132,400
431520	Transfer Parks Energy	0	188,900	0	0	188,900
431520	Transfer MNPS Energy	0	0	2,863,500	0	2,863,500
431552	Transfer MNPS Indirect	0	0	0	2,000,000	2,000,000
431565	Transfer MNPS Transportation	0	0	0	500,000	500,000
431800	Transfer Hotel Occupancy	9,400,000	0	0	0	9,400,000
431809	Transfer HOT Short-term Rental	50,000	0	0	0	50,000
TOTAL OPERATING TRANSFERS IN		\$13,797,700	\$24,649,800	\$2,863,500	\$2,500,000	\$43,811,000
OPERATING TRANSFERS FOR LOCAP						
442002	POL - MDHA Task Force	\$86,300	\$0	\$0	\$0	\$86,300
442002	HEA - Health Dept Grant Fund	1,090,700	0	0	0	1,090,700
442002	Farmer's Market	83,400	0	0	0	83,400
442002	State Fair Admin	115,100	0	0	0	115,100
442002	Convention Center	396,000	0	0	0	396,000
442002	GSR - Surplus Property Auction	280,400	0	0	0	280,400
442002	W & S Operating	5,321,300	0	0	0	5,321,300
442002	Nashville Career Advancement Center-NCA	58,900	0	0	0	58,900
442002	Storm Water	706,500	0	0	0	706,500
442002	Community Education	101,000	0	0	0	101,000
442002	District Energy Services-DES	5,900	0	0	0	5,900
442002	Finance Treasury	58,300	0	0	0	58,300
442002	HR-Benefit Board	80,200	0	0	0	80,200
442002	State Trial Courts-Community Corrections	1,400	0	0	0	1,400
442002	Municipal Auditorium	126,600	0	0	0	126,600
OPERATING TRANSFERS FOR LOCAP		\$8,512,000	\$0	\$0	\$0	\$8,512,000
GRAND TOTAL REVENUE TO GSD		\$804,473,700	\$121,278,400	\$74,737,100	\$794,000,000	\$1,794,489,200
APPROPRIATIONS OF FUND BALANCES:						
335000	Undesignated Fund Balance	\$40,000,000	\$5,000,000	\$3,300,000	\$16,000,000	64,300,000
TOTAL REVENUE TO SUPPORT APPROPRIATNS		\$844,473,700	\$126,278,400	\$78,037,100	\$810,000,000	\$1,858,789,200

Section I: General Services District
Schedule B: General Fund Appropriations

Fiscal Year
2016

<u>Dept Number</u>	<u>Description</u>	<u>Department or Function Total</u>
GENERAL GOVERNMENT:		
01	Administration	
	Internal Support:	
	01101127 Facility Rental	\$ 340,000
	01101227 HIPPA Compliance	80,000
	01101301 Insurance Reserve	2,099,600
	01101303 Corp Dues/Contribution	465,400
	01101308 Judgments and Losses	1,360,100
	01101315 Pay Plan Improvements ¹	21,085,900
	01101412 Post Audits	1,027,200
	01101416 Subsidy Advance Planning	132,700
	The Director of Finance is hereby authorized to transfer required funds to the Advanced Planning and Research Fund to fund Metro obligations toward MPO planning and research studies. In the case of multi-county grants, Metro shall only fund its proportionate share of the grant match as certified by the Director of Planning and approved by the Director of Finance.	
	01101996 Transfer General Fund 4% Reserve Fund	27,728,400
	01101997 Transfer Hotel Motel - Short Term Rental	50,000
	Subtotal Administration Internal Support	\$ 54,369,300
	Employee Benefits:	
	01101104 County Retirement Match	3,501,900
	01101107 Contribution Teachers Retirement Match	6,900,400
	01101109 Health Insurance Match	48,514,200
	01101110 Death Benefit Payments	200,000
	01101113 Pensioners IOD Medical Expense	10,165,400
	01101114 Unemployment Compensation	561,200
	01101115 Life Insurance Match	2,886,500
	01101120 Empl IOD Medical Expense	8,198,200
	01101140 Benefit Adjustments ²	4,360,100
	01101145 TCRS Pension Contribution	37,900
	01101658 Self Insured Excise Tax	75,000
	Subtotal Administration Employee Benefits	\$ 85,400,800
	Contingency:	
	01101224 Contingency Subrogation ³	100,000
	01101218 District Energy System	1,794,000
	01101396 ADM Travel	25,000
	Subtotal Administration Contingency	\$ 1,919,000

¹ Subject to Section 6.11 of the Metropolitan Charter, the Director of Finance is authorized to allocate and transfer this budget appropriation to or from the budgets of the various departments and accounts in this fund and other operating budget funds during the fiscal year.

² Subject to Section 6.11 of the Metropolitan Charter, the Director of Finance is authorized to allocate and transfer this budget appropriation, and the fringe benefit budget appropriations of the various departments and accounts of this fund, to or from the budgets of the various departments and accounts in this fund and other operating budget funds during the fiscal year.

³ Account 01101224 is subject to transfer to various departments, agencies, etc. upon approval of the Department of Law and submittal of budget detail to the Department of Finance.

Section I: General Services District		Fiscal Year
Schedule B: General Fund Appropriations		2016
Dept Number	Description	Department or Function Total
Total 01 Administration		\$ 141,689,100
		1,788,800
02	Metropolitan Council	668,700
03	Metropolitan Clerk	1,731,100
04	Mayor's Office	254,700
	Poverty and Adult Literacy	367,100
	Office of Innovation	100,000
	Music Entertainment Economic Development	250,000
	Financial Empowerment Center	129,900
	Mayor's Office of New Americans	133,200
	Office of Sustainability	
		5,323,400
05	Election Commission	5,196,600
06	Department of Law	3,788,800
07	Planning Commission	4,556,200
08	Human Resources	262,800
09	Register of Deeds	22,964,900
10	General Services	794,700
11	Historical Commission	1,612,200
14	Information Systems - Government Access TV	764,000
49	Office of Emergency Management	13,614,400
91	Emergency Communication Center	
TOTAL GENERAL GOVERNMENT FUNCTION		<u>\$ 205,990,600</u>
FISCAL ADMINISTRATION:		
		7,570,300
15	Finance	6,868,300
16	Assessor of Property	2,340,800
17	Trustee	4,109,900
18	County Clerk	1,242,800
48	Internal Audit	
TOTAL FISCAL ADMINISTRATION FUNCTION		<u>\$ 22,132,100</u>
ADMINISTRATION OF JUSTICE:		
		5,806,000
19	District Attorney	7,022,700
21	Public Defender	1,579,500
22	Juvenile Court Clerk	3,178,100
23	Circuit Court Clerk	5,308,700
24	Criminal Court Clerk	1,445,000
25	Clerk and Master - Chancery	11,896,400
26	Juvenile Court	10,319,700
27	General Sessions Court	7,744,700
28	State Trial Courts *	
	* Any reimbursements from the State of Tennessee for expenses incurred by the State Trial Courts will be remitted to the General Fund.	2,380,000
29	Justice Integration Services	452,200
47	Criminal Justice Planning	741,500
51	Metro Family Safety	
TOTAL ADMINISTRATION OF JUSTICE FUNCTION		<u>\$ 57,874,500</u>

Section I: General Services District
Schedule B: General Fund Appropriations

Fiscal Year
2016

Dept Number	Description	Department or Function Total
LAW ENFORCEMENT AND CARE OF PRISONERS:		
30	Sheriff's Office	63,892,700
31	Police Department	172,832,800
TOTAL LAW ENFORCEMENT AND CARE OF PRISONERS FUNCTION		<u>\$ 236,725,500</u>
FIRE PREVENTION AND CONTROL:		
32	Fire Department and EMS Services	48,173,500
TOTAL FIRE PREVENTION AND CONTROL FUNCTION		<u>\$ 48,173,500</u>
REGULATION, INSPECTION, AND ECONOMIC DEVELOPMENT:		
01	Economic Development	
	01101118 Economic Job Development Incentive Dell	562,500
	01101213 Nashville Career Advancement Center (NCAC) Local Match	95,600
	01101221 Subsidy Nashville Arena	5,851,500
	01101222 Coliseum Capital Maintenance Fund Transfer	1,000,000
	01101225 GSD Debt Transfer - Stadium	3,200,000
	01101998 Tax Increment Payment - MDHA	7,769,000
	01101678 Sounds Ballpark Debt Service	1,025,000
	01101506 Partnership 2020	375,000
	01101565 Jefferson Street United Merchants Partnership	300,000
	To be administered by the Mayor's Office of Economic and Community Development (ECD) for continuation of the Workforce Development Program	
	01101637 Contribute Music and Entertainment Economic Development Initiatives - Nashville Show	500,000
	01101645 Contribute The Nashville Entrepreneur Center	250,000
	Subtotal 01 Administration - Economic Development	\$20,928,600
33	Codes Administration	8,384,800
34	Beer Board	368,600
TOTAL REGULATION, INSPECTION, AND ECONOMIC DEVELOPMENT FUNCTION		<u>\$ 29,682,000</u>
SOCIAL SERVICES, HEALTH AND HOSPITALS FUNCTION		
37	Social Services*	7,672,000
	* Of the \$7,672,000 appropriated to Social Services, The Guest House shall receive \$450,000 from these appropriations	
44	Human Relations Commission	423,700
TOTAL SOCIAL SERVICES FUNCTION		<u>\$ 8,095,700</u>
HEALTH AND HOSPITALS		
	01101426 Subsidy Hospital Authority	35,000,000
	*Of the \$35,000,000 appropriated to the Hospital Authority, the Our Kids program shall receive \$200,000 from these appropriations	
	01101613 ADM Correctional Healthcare	12,671,700
	01101614 ADM Forensic Medical Examiner	4,638,500
38	Health Department *	18,665,700
TOTAL HEALTH AND HOSPITALS FUNCTION		<u>\$ 70,975,900</u>

Section I: General Services District
 Schedule B: General Fund Appropriations

Fiscal Year
 2016

Dept Number	Description	Department or Function Total
PUBLIC LIBRARY SYSTEM:		
		<u>26,737,600</u>
39	Public Library	<u>\$ 26,737,600</u>
TOTAL PUBLIC LIBRARY SYSTEM FUNCTION		
RECREATIONAL, CULTURAL, CONSERVATION AND COMMUNITY SUPPORT:		
01	Community Support:	4,000,000
	01101204 Metro Action Commission (MAC)	450,000
	01101238 National League Cities	3,400,000
	01101326 Property Tax Relief Program	15,000
	01101502 Contribute Nashville Symphony	200,000
	01101503 Contribute Adventure Science Center	
	Appropriation pursuant to T.C.A. § 7-3-314	350,000
	01101516 Contribute Literacy Programs	12,500
	01101521 Contribute Humane Association	60,000
	01101534 Contribute Sister Cities	100,000
	01101557 Contribute Andrew Jackson Foundation	1,000,000
	01101578 Barnes Affordable Housing Trust	
	This appropriation shall be funded by revenues from hotel/motel tax revenues earmarked for the trust fund, pursuant to BL2015-1056, and General Services District (GSD) revenues. The GSD general fund shall cover the difference between actual hotel/motel collections and the appropriated balance.	
	01101587 Cont'b Allignment Nashville	150,000
	01101591 Domestic Violence Programs	675,000
	01101592 Educ and After School Programs	675,000
	01101593 Misc Community Agencies/Services	450,000
	01101602 Subsidy Community Education	349,500
	01101682 Nashville Technology Council	75,000
	01101660 The Next Door	100,000
	01101661 Nashville Civic Design Center	100,000
	01101677 Community Foundation of Middle Tennessee - Digital Inclusion	100,000
	01101679 Nashville Ballet Contribution	200,000
	Subtotal 01 Administration - Community Support	<u>\$12,462,000</u>
	Conservation of Natural Resources:	50,000
	01101242 Reserve for Community Garden Grant	
	*To be administered by the Parks and Recreation Department	\$50,000
	Subtotal 01 Administration - Conservation of Natural Resources	
		285,200
35	Agricultural Extension	89,200
36	Soil and Water Conservation	34,439,400
40	Parks and Recreation	2,643,100
41	Arts Commission	722,800
64	Sports Authority	
TOTAL RECREATIONAL, CULTURAL, CONSERVATION AND COMMUNITY SUPPORT		<u>\$50,691,700</u>
INFRASTRUCTURE AND TRANSPORTATION		
	01101117 Subsidy Regional Transportation Authority (RTA)	320,200
	01101237 Commuter Rail	1,500,000
	01101304 Subsidy Metropolitan Transit Authority (MTA)	40,013,600
42	Public Works GSD General Fund Functions	22,778,500
42	Public Works GSD Waste Management Transfers	4,249,000
TOTAL INFRASTRUCTURE AND TRANSPORTATION		<u>\$68,861,300</u>

Section I: General Services District
Schedule B: General Fund Appropriations

Fiscal Year
2016

<u>Dept Number</u>	<u>Description</u>	<u>Department or Function Total</u>
OPERATING TRANSFERS		
	Operating Transfer to GSD Debt Service Fund	<u>18,533,300</u>
TOTAL TRANSFERS		<u>\$18,533,300</u>
TOTAL GENERAL FUND OF THE GENERAL SERVICES DISTRICT		<u>\$844,473,700</u>

Fiscal Year
2016

Section I: General Services District
Schedule C Debt Services Funds Appropriations

Appropriation

Appropriation by Fund:

Debt Service Administration	78,037,100
25104 MNPS Debt Service	<u>126,278,400</u>
20115 GSD Debt Service	<u>204,315,500</u>
TOTAL DEBT SERVICE FUNDS - GSD	

Debt Service Requirements by Fund		PRINCIPAL	INTEREST	OTHER	TOTAL
25104	MNPS DEBT SERVICE FUND (BU-80106000)				
	Outstanding G.O. MNPS Bonds	\$ 41,601,300	\$ 29,107,700	\$ 0	\$ 70,709,000
	Reserve for New Debt (future debt requirements)	0	1,347,800	0	1,347,800
	Tax Increment Payment - MDHA	0	0	766,300	766,300
	Redemption, Cremation and Management Fees	0	0	655,200	655,200
	Treasury Internal Service Fees	0	0	73,500	73,500
	Qualified Zone Academy Bonds, 2005 (State QZAB Loan)	0	0	414,600	414,600
	Qualified School Construction Bonds, 2009 (State QSCB Loan)	0	0	1,637,800	1,637,800
	Qualified School Construction Bonds, 2010 (State QSCB Loan)	0	0	3,942,300	3,942,300
	IRS Subsidy 2010 QSCB	0	0	(1,599,600)	(1,599,600)
	Commercal Paper (Bonds Anticipation Loans)	0	90,200	0	90,200
	TOTAL MNPS DEBT SERVICE FUND (25104 / 80106000)	\$ 41,601,300	\$ 30,545,700	\$ 5,890,100	\$ 78,037,100
20115	GSD DEBT SERVICE FUND (BU-90101000)				
	Outstanding G.O. GSD Bonds:	\$ 63,187,300	\$ 55,029,100	\$ 0	\$ 118,216,400
	IRS BABs Subsidy	0	0	0	0
	Sub-Total - Outstanding GO Bonds	63,187,300	55,029,100	0	118,216,400
	Reserve for New Debt (future debt requirements)	0	2,448,200	0	2,448,200
	Tax Increment Payment - MDHA	0	0	1,800,700	1,800,700
	Redemption, Cremation and Management Fees	0	0	1,205,600	1,205,600
	Treasury Internal Service Fees	0	0	133,600	133,600
	Commercal Paper (Bonds Anticipation Loans)	0	176,700	0	176,700
	Swap Agreement	0	2,297,200	0	2,297,200
	TOTAL G.S.D. DEBT SERVICE FUND (20115 / 90101000)	\$ 63,187,300	\$ 59,951,200	\$ 3,139,900	\$ 126,278,400

Section I: General Services District **Fiscal Year**
Schedule D: Special Revenue, Internal Service, & Enterprise Funds **2016**
Summary Of Estimated Revenue And Fund Balances To Support Appropriations

Fund Number	Description	Revenues and Fund Balances	Appropriations
SCHOOLS SPECIAL REVENUE FUNDS:			
35131	MNPS General Purpose Fund *		
	Operational (BU-8011.1000)	\$ 803,972,100	\$ 803,972,100
	Property Tax Increment	6,027,900	6,027,900
	Total - General Purpose School Fund Approp.	\$ 810,000,000	\$ 810,000,000
	Transfer to MNPS Debt Service		
	Total expenditures and reserves supported by revenues		<u>\$ 810,000,000</u>
Note: MNPS General Purpose Fund (fund 35131) revenues are detailed in Schedule I-A of this Ordinance.			
* From the funds appropriated to the Metropolitan Board of Public Education, there is appropriated the sum of \$4,285,000 for the purpose of funding the actuarial contribution to the Metro Teachers Pension Plan.			
35132	MNPS Federal/State Grants	\$ 77,932,000	\$ 77,932,000
OTHER SPECIAL REVENUE/GRANT FUNDS:			
30004	Register's Computer Fund	\$ 52,300	\$ 52,300
30005	Central Business Imp District	\$ 1,814,200	\$ 1,814,200
30006	Animal Control Donations	\$ 313,800	\$ 313,800
30007	Social Services Donations	\$ 800	\$ 800
30020	State Trial Court Drug Enforcement	\$ 775,900	\$ 775,900
30027	General Sessions Drug Court	\$ 55,000	\$ 55,000
30031	Hotel Occ Convention Ctr 2007	\$ 15,600,000	\$ 15,600,000
30034	Criminal Court Clerk Computerizat	\$ 152,100	\$ 152,100
30041	Event and Marketing	\$ 3,400,000	\$ 3,400,000
30042	Hotel Occ Conv Ctr 1% Tax	\$ 9,400,000	\$ 9,400,000
30043	Hotel Occ Conv Ctr 2007 1% Tax	\$ 7,800,000	\$ 7,800,000
30044	Hotel Occ Tourist Promotion	\$ 18,800,000	\$ 18,800,000
30045	Hotel Occ Tourist Related	\$ 9,400,000	\$ 9,400,000
30046	Hotel Occ General Fund 1%	\$ 9,450,000	\$ 9,450,000
30047	Hotel Occ 2007 1% SecondaryTDZ	\$ 1,600,000	\$ 1,600,000
30063	POL 2013 JAG GRANT	\$ 446,700	\$ 446,700
30066	POL 2014 JAG GRANT	\$ 532,200	\$ 532,200
30072	Animal Education and Welfare	\$ 5,000	\$ 5,000
30101	Metro Major Drug Program	\$ 1,900,000	\$ 1,900,000
30102	DUI Offender	\$ 127,000	\$ 127,000
30103	DA Fraud & Economic Crime	\$ 70,000	\$ 70,000
30104	DA Special Operations	\$ 75,000	\$ 75,000
30114	Barnes Fund for Affordable Hsg	\$ 3,495,000	\$ 3,495,000
30118	County Clerk Computer Fund	\$ 75,000	\$ 75,000
30122	Juvenile Court Clerk Computer Fund	\$ 16,000	\$ 16,000
30130	Mediation Services Fund	\$ 140,000	\$ 140,000
	These funds shall be administered in accordance with BL2012-160 and T.C.A. § 16-20-101 et seq. and shall be allocated to the Nashville Conflict Resolution Center		
30137	SOC MHC Special Donations	\$ 219,600	\$ 219,600
30145	Sheriff CCA Contract	\$ 17,529,200	\$ 17,529,200
30146	Police Unauth Substance Abuse	\$ 100,000	\$ 100,000
30147	Police Drug Enforcement	\$ 2,875,600	\$ 2,875,600
30149	Police Federal Drug Enforcement	\$ 950,000	\$ 950,000
30151	Victim Witness Protection	\$ 5,800	\$ 5,800

Section I: General Services District
Schedule D: Special Revenue, Internal Service, & Enterprise Funds
Revenues and Expenditures

Fiscal Year
2016

Fund Number	Description	Revenues and Fund Balances	Appropriations
30154	POL State Felony Forfeitures	\$ 87,000	\$ 87,000
30155	POL State Gambling Forfeitures	\$ 1,212,300	\$ 1,212,300
30156	Police Federal Forfeitures	\$ 491,000	\$ 491,000
30157	Police Sex Offender Registry	\$ 120,500	\$ 120,500
30158	Police Donations Fund	\$ 131,400	\$ 131,400
30159	Police State Anti-Human Traffic	\$ 40,000	\$ 40,000
30161	Police Secondary Employment	\$ 200,300	\$ 200,300
30200	Police Task Force Fund	\$ 1,037,400	\$ 1,037,400
30204	Health Title V Clean Air Act	\$ 120,000	\$ 120,000
30218	County Clerk Title Fees	\$ 35,000	\$ 35,000
30404	Library Special Projects	\$ 1,229,900	\$ 1,229,900
30501	Solid Waste Mgmt	\$ 24,266,800	\$ 24,266,800
30502	Solid Waste Grant	\$ 182,000	\$ 182,000
30503	Public Works Tire Waste	\$ 450,000	\$ 450,000
30508	Public Works Sidewalk	\$ 30,000	\$ 30,000
30509	PW Surplus Parking Fund	\$ 5,125,300	\$ 5,125,300
30511	Public Works Paving	\$ 4,000,000	\$ 4,000,000
30600	Demolition Fund	\$ 275,000	\$ 275,000
30702	Advance Planning and Research	\$ 50,000	\$ 50,000
30704	Planning Grant Fund	\$ 250,000	\$ 250,000
30706	Regional Transportation Planning	\$ 5,809,200	\$ 5,809,200
30708	Nash Area MPO Other Grants	\$ 100,000	\$ 100,000
30764	Metro Area Computer Mapping	\$ 126,000	\$ 126,000
30801	Parks Special Projects	\$ 1,301,700	\$ 1,301,700
30802	Parks Resale Inventory	\$ 1,591,200	\$ 1,591,200
31000	Nashville Career Advancement Center Clearing	\$ 6,965,000	\$ 6,965,000
31500	MAC Administration and Leasehold	\$ 3,352,900	\$ 3,352,900
31501	MAC Local Programs	\$ 30,000	\$ 30,000
31502	MAC Headstart Grant	\$ 14,578,500	\$ 14,578,500
31503	MAC LIEAHP Grant	\$ 6,056,400	\$ 6,056,400
31504	MAC CSBG Grant	\$ 1,318,100	\$ 1,318,100
31505	MAC Summer Food	\$ 733,500	\$ 733,500
31506	MAC CACFP	\$ 1,293,900	\$ 1,293,900
31508	MAC BF/AF Care Program	\$ 431,300	\$ 431,300
31511	MAC Parent Club Federal Funds	\$ 4,500	\$ 4,500
31512	MAC Community Srvc Assistance	\$ 364,800	\$ 364,800
31514	MAC Comsrv Poverty Summit	\$ 22,200	\$ 22,200
31519	MAC Share the Warmth	\$ 70,000	\$ 70,000
32004	Mayor's Office Grants	\$ 96,000	\$ 96,000
32131	POL JAG 2012 Grant	\$ 383,200	\$ 383,200
32200	HEA Health Dept Grant Fund	\$ 24,488,200	\$ 24,488,200
32201	HEA Health Donations Fund	\$ 5,700	\$ 5,700
32211	Historical Commission Grant Fund	\$ 35,000	\$ 35,000
32219	DA District Attorney Grant Fund	\$ 198,000	\$ 198,000
32226	Juvenile Court Grant Fund	\$ 1,495,800	\$ 1,495,800
32227	GSC Gen Sess Ct Grant Fund	\$ 68,000	\$ 68,000
32228	STC State Trial Courts Grant Fund	\$ 3,044,300	\$ 3,044,300
32230	SHE Sheriff Grant Fund	\$ 115,000	\$ 115,000
32231	Police Grant Fund	\$ 1,660,000	\$ 1,660,000
32250	OEM Grant Fund	\$ 260,500	\$ 260,500
32300	PAR Parks Dept Grant Fund	\$ 249,600	\$ 249,600
32305	MAY ECD Financial Empowerment	\$ 123,100	\$ 123,100
32400	Mayor's Ofc Cities of Service	\$ 27,000	\$ 27,000
33000	PAR Parks Master Plan	\$ 595,500	\$ 595,500
33024	Criminal Crt Clk Victims Asst	\$ 175,000	\$ 175,000
38005	Gulch Central Business Imp Dst	\$ 365,700	\$ 365,700

Section I: General Services District
Schedule D: Special Revenue, Internal Service, & Enterprise Funds
Revenues and Expenditures

Fiscal Year
2016

Fund Number	Description	Revenues and Fund Balances	Appropriations
INTERNAL SERVICE FUNDS:			
55146	MNPS Print Shop	\$ 600,000	\$ 600,000
51137	Information Technology Services	\$ 17,282,200	\$ 17,282,200
51153	Radio Shop	\$ 3,252,000	\$ 3,252,000
51154	Office of Fleet Management	\$ 21,290,500	\$ 21,290,500
51180	Treasury Management	\$ 811,400	\$ 811,400
ENTERPRISE FUNDS:			
35135	MNPS Charter School	\$ 73,008,000	\$ 73,008,000
35158	MNPS School Lunchroom	\$ 48,795,900	\$ 48,795,900
60008	Sports Authority	\$ 722,800	\$ 722,800
60152	Farmer's Market	\$ 1,732,900	\$ 1,732,900
60156	State Fair	\$ 3,016,200	\$ 3,016,200
60161	Municipal Auditorium	\$ 1,493,200	\$ 1,493,200
60170	Community Education Commission	\$ 543,800	\$ 543,800
60271	Music City Center Operations	\$ 32,752,000	\$ 32,752,000
61190	Surplus Property Auction	\$ 958,300	\$ 958,300
61200	Police Impound	\$ 475,000	\$ 375,000
68201	DES Oper General Acct	\$ 21,983,700	\$ 21,983,700

SECTION II: THE URBAN SERVICES DISTRICT

Provisions for Prorating Property Taxes:

2014 (Preceding) and Prior Years: 2014 and prior years' Property Taxes of the Urban Services District and/or the former City of Nashville, collected during Fiscal Year 2016, are to be prorated consistent with the tax levy ordinance applicable for the tax year and fiscal year in which the tax was originally levied.

2015 Property Taxes: 2015 Property Taxes of the Urban Services District, collected during Fiscal Year 2016, are to be prorated consistent with the tax levy ordinance for Fiscal Year 2016.

Therefore, all such taxes are prorated as follows:

<u>Fund</u>	<u>Percent</u>
18301 USD General Fund	85.5655%
28315 USD Debt Service Fund	14.4345%
	<u>100.000%</u>

Section II: Urban Services District Fiscal Year
 Schedule A: Estimated Revenues & Appropriated Fund Balances Supporting Appropriations 2016

Account Number	Revenue Source Or Description	18301	28315	Total
		General Fund	Debt Service Fund	
PROPERTY TAXES:				
Property Taxes - Current Year				
401110	Real Property - current year	\$72,345,000	\$12,314,900	\$84,659,900
401120	Personal Property - current year	5,474,200	931,900	6,406,100
401130	Public Utility - current year	3,041,700	517,700	3,559,400
401201	Delinqnt RealPrpTaxSold-cur yr	2,007,500	341,700	2,349,200
	Subtotal Property Taxes - Current Year	<u>\$82,868,400</u>	<u>\$14,106,200</u>	<u>\$96,974,600</u>
Property Taxes - Non Current Year				
401212	Real-Collection -preceding year	\$43,300	\$3,100	\$46,400
401222	Personal Collection - preceding year	22,100	33,600	55,700
401224	Personal Collection-C&M - preceding year	22,200	10,300	32,500
401310	Real Property-C&M -preceding year	37,800	8,500	46,300
401320	Personalty-Trustee-prior	22,800	5,000	27,800
401324	Personal-C & M Tax Lit Pri	16,400	6,800	23,200
401510	Interest/Penalty - Trustee	88,400	0	88,400
401520	Interest/Penalty - Collections	53,100	0	53,100
401530	Interest/Penalty - C & M	36,800	0	36,800
401542	Interest Prop Tax Sold	136,500	0	136,500
401610	In-Lieu - current	16,400,000	0	16,400,000
401960	Premium Prop Tax Sold	168,000	0	168,000
	Subtotal Property Taxes - Non Current Year	<u>\$17,047,400</u>	<u>\$67,300</u>	<u>\$17,114,700</u>
	TOTAL PROPERTY TAXES	<u>\$99,915,800</u>	<u>\$14,173,500</u>	<u>\$114,089,300</u>
OTHER TAXES, LICENSES, AND PERMITS:				
403204	Alcoholic Beverage Gross Receipts Tax	\$8,084,400	\$0	\$8,084,400
403206	Business Tax	50,000	0	50,000
	TOTAL OTHER TAXES, LICENSES, AND PERMITS	<u>\$8,134,400</u>	<u>\$0</u>	<u>\$8,134,400</u>
REVENUE FROM OTHER GOVERNMENT AGENCIES:				
Other Agencies - State Direct				
406405	Gas & Fuel - City	\$843,800	\$0	\$843,800
406415	TN Cost Reimbursement	400,000	0	400,000
	Subtotal Other Agencies - State Direct	<u>\$1,243,800</u>	<u>\$0</u>	<u>\$1,243,800</u>
	TOTAL REVENUE FROM OTHER GOVERNMENTS AGENCIES	<u>\$1,243,800</u>	<u>\$0</u>	<u>\$1,243,800</u>

Section II: Urban Services District Schedule A: Estimated Revenues & Appropriated Fund Balances Supporting Appropriations		Fiscal Year		2016
		18301 General Fund	28315 Debt Service Fund	Total
Account Number	Revenue Source Or Description			
CHARGES FOR CURRENT SERVICES:				
Charges for Current Services - Goods				
407747	Fire Protection	\$50,000	\$0	\$50,000
407756	Back Door Garbage Collection	53,000	0	53,000
407796	Fire Watch Fees	40,000	0	40,000
		<u>\$143,000</u>	<u>\$0</u>	<u>\$143,000</u>
TOTAL CHARGES FOR CURRENT SERVICES				
COMPENSATION FROM PROPERTY:				
408703	Subrogation Recoveries	\$100,000	\$0	\$100,000
		<u>\$100,000</u>	<u>\$0</u>	<u>\$100,000</u>
TOTAL COMPENSATION FROM PROPERTY				
OPERATING TRANSFERS IN				
431500	Transfer from Public Works Solid Waste for Debt Service	\$0	\$583,400	\$583,400
431510	Transfer Debt Service - DES Self Funding	0	1,324,200	1,324,200
		<u>\$0</u>	<u>\$1,907,600</u>	<u>\$1,907,600</u>
TOTAL OPERATING TRANSFERS IN				
GRAND TOTAL REVENUE TO URBAN SERVICES DISTRICT		\$109,537,000	\$16,081,100	\$125,618,100
APPROPRIATIONS OF FUND BALANCES:				
335000	Undesignated Fund Balance	\$8,070,700	\$1,500,000	\$9,570,700
TOTAL REVENUE TO SUPPORT APPROPRIATIONS		<u>\$117,607,700</u>	<u>\$17,581,100</u>	<u>\$135,188,800</u>

**Section II:
Schedule B:**

**Urban Services District
General Fund Appropriations**

**Fiscal Year
2016**

Dept Number	Description	Department or Function Total
GENERAL GOVERNMENT:		
01	Administrative	
	Internal Support:	
01191301	Insurance and Reserve	91,600
01191308	Judgements and Losses	6,200
01191315	Pay Plan Improvements ¹	2,564,100
	Subtotal Internal Support	<u>\$ 2,661,900</u>
	Employee Benefits:	
01191102	Police/Fire Retirement Match	8,873,000
01191103	Civil Service Retirement Match	5,424,700
01191106	Teacher Pensions Match	4,592,400
01191109	Health Insurance Match	1,968,400
01191112	Pensioners IOD	468,100
01191113	Employee IOD	1,196,400
01191115	Life Insurance Match	78,500
01191140	Benefits Adjustments ⁴	1,001,100
	Subtotal Employee Benefits	<u>\$ 23,602,600</u>
	Contingency:	
01191224	Contingency Subrogation ³	100,000
	Subtotal Contingency	<u>\$ 100,000</u>
TOTAL GENERAL GOVERNMENT		<u><u>\$ 26,364,500</u></u>

¹ Subject to Section 6.11 of the Metropolitan Charter, the Director of Finance is authorized to allocate and transfer this budget appropriation to or from the budgets of the various departments and accounts in this fund and other operating budget funds during the fiscal year.

⁴ Subject to Section 6.11 of the Metropolitan Charter, the Director of Finance is authorized to allocate and transfer this budget appropriation, and the fringe benefit budget appropriations of the various departments and accounts of this fund, to or from the budgets of the various departments and accounts in this fund and other operating budget funds during the fiscal year.

³ Account 01191224 is subject to transfer to various departments, agencies, etc. upon approval of the of the Department of Law and submittal of budget detail to the Department of Finance.

LAW ENFORCEMENT AND CARE OF PRISONERS:

31	Extra Police Protection	<u>\$481,000</u>
TOTAL LAW ENFORCEMENT AND CARE OF PRISONERS FUNCTION		<u><u>\$481,000</u></u>

FIRE PREVENTION AND CONTROL:

32	Fire	<u>\$65,272,900</u>
TOTAL FIRE PREVENTION AND CONTROL FUNCTION		<u><u>\$65,272,900</u></u>

REGULATION, INSPECTION, AND ECONOMIC DEVELOPMENT:

01	Economic Development	
01191998	Tax Increment Payment - MDHA	<u>\$2,383,900</u>
TOTAL REGULATION, INSPECTION, AND ECONOMIC DEVELOPMENT FUNCTION		<u><u>\$2,383,900</u></u>

**Section II:
Schedule B:**

**Urban Services District
General Fund Appropriations**

**Fiscal Year
2016**

<u>Dept Number</u>	<u>Description</u>	<u>Department or Function Total</u>
RECREATIONAL, CULTURAL, CONSERVATION AND COMMUNITY SUPPORT:		
01	Community Support: 01191326 Property Tax Relief	<u>\$300,000</u>
TOTAL RECREATIONAL, CULTURAL, CONSERVATION AND COMMUNITY SUPPORT		<u><u>\$300,000</u></u>
INFRASTRUCTURE AND TRANSPORTATION		
42	Public Works USD General Fund Functions	<u>9,840,100</u>
42	Public Works USD Waste Management Transfers	<u>12,965,300</u>
TOTAL INFRASTRUCTURE AND TRANSPORTATION		<u><u>\$22,805,400</u></u>
TOTAL GENERAL FUND OF THE URBAN SERVICES DISTRICT		<u><u>\$117,607,700</u></u>

**Section I Urban Services District
Schedule Debt Services Funds Appropriations**

**Fiscal Year
2016**

Appropriation by Fund:

		Appropriation
28315	USD Debt Service (BU- 90191000)	17,581,100
	TOTAL DEBT SERVICE FUNDS - USD	17,581,100

Debt Service Requirements by Fund		PRINCIPAL	INTEREST	OTHER	TOTAL
28315	USD Debt Service (BU- 90191000)				
	Outstanding G.O. USD Bonds	\$ 9,381,400	\$ 11,171,200	\$0	\$ 20,552,600
	Reserve for New Debt (future debt requirements)	0	484,900	0	484,900
	Tax Increment Payment - MDHA	0	0	476,800	476,800
	Redemption, Cremation and Management Fees	0	0	223,200	223,200
	Treasury Internal Service Fees	0	0	26,500	26,500
	Debt Service Paid Directly by DES	0	0	(4,216,000)	(4,216,000)
	Commerical Paper (Bonds Anticipation Loans)	0	33,100	0	33,100
	Transfer to GSD Debt	0	0	0	0
	TOTAL U.S.D. DEBT SERVICE FUND (28315 / 90191000)	\$ 9,381,400	\$ 11,689,200	\$ (3,489,500)	\$ 17,581,100

**Section II:
Schedule D:**

**Special, Working Capital, and Enterprise Fund
Revenues and Expenditures**

**Fiscal Year
2016**

Be It herein enacted that the fund balances as of June 30, 2015, and the total amounts of the annual receipts of the following Special, Working Capital, and Enterprise Funds, as herein listed be and the same are hereby anticipated in the amounts and for the purposes herein specified as follows:


Fund Number	Description	Revenues and Fund Balances	Expenditures
WATER AND SEWER FUNDS:			
67311	Water and Sewer Revenue Fund	\$208,722,000	\$208,722,000
67331	Water and Sewer Operating	\$119,176,900	119,176,900
27312	Water and Sewer Debt Service	\$62,488,400	62,488,400
47335	Water and Sewer Extension and Replacement	\$39,725,700	39,725,700
67431	W&S SW Stormwater Operating	\$14,443,200	14,443,200

Subject to Section 6.11 of the Metropolitan Charter, the Director of Finance is authorized to allocate and transfer budget appropriations between these funds during the fiscal year.

SECTION III

BE IT FURTHER ENACTED: That this ordinance shall take effect from and after its passage, the welfare of the Metropolitan Government of Nashville and Davidson County requiring it.

APPROVED AS TO AVAILABILITY
OF FUNDS:




Director of Finance




Budget Officer

APPROVED AS TO FORM AND LEGALITY:



Metropolitan Attorney

INTRODUCED BY:



Members of the Metropolitan Council